

2024-2025 ANNUAL REPORT



West Park Bilingual Academy, located in the Bellaire-Puritas community, provides students with a well-rounded education that balances academic success with social-emotional well-being. The safe and secure campus features a new playground and shared recreational facilities with the nearby West Park Activity Center. Students participate in Art, Character Education, Physical Education, and Technology classes during the school day. The close-knit learning community embraces core values: Community, Integrity, Resilience, and Excellence. The school prioritizes students' social and emotional well-being through a variety of community partnerships and specialized, dedicated school staff. Students enjoy a wide variety of extracurricular offerings, including sports and clubs, as well as educational field trips that enrich their learning experience. The school hosts events and activities throughout the school year, as well as a summer sports camp. Families benefit from free breakfast, lunch, transportation, and on-site counseling services.



Our Mission: To prepare students for competitive high schools as leaders devoted to life-long learning.

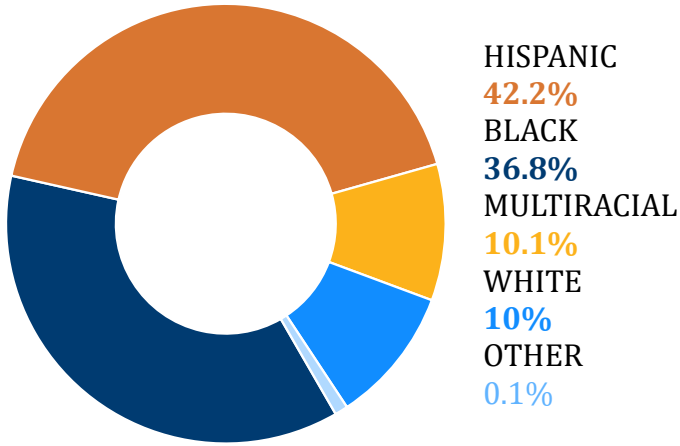
Board President
Carl Frey
Board Vice President
Scott Norcross
Board Secretary
Karl Sooy
Board Director
Robert Marcis
Authorizer
St. Aloysius Orphanage
Fiscal Officer

Principal
Kristen Clotworthy
Regional VP
Ashley Miles
Grades Served
K-8
Students Served
209
School Year Opened
2013-14
Managed By Accel Since
2015-16



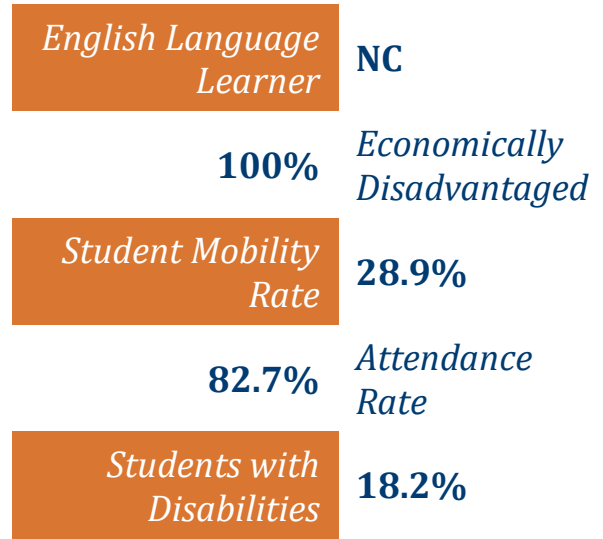
2024-2025 ANNUAL REPORT

STUDENT DEMOGRAPHICS



If Enrollment is less than 10, results are Not Calculated (NC)

SPECIAL POPULATIONS



PROGRESS TOWARDS GOALS

The percentage of proficient students on the English Language Arts state assessment increased from 16.4% in 2021 to 24.1% in 2024, with a slight decline to 21.2% in 2025.

The percentage of proficient students in the Mathematics state assessment increased from 7.8% in 2023 to 17% in 2025.

Discipline occurrences have decreased significantly from school years 2022 and 2023.



STATE REPORT CARD

Performance Index Score 48.3	Overall Rating ★★★
Achievement Component ★	Early Literacy Component ★
Progress Component ★★★★	Gap Closing Component ★★★★

OUR ACADEMIC GOALS

- #1 By FY2028, the percentage of proficient students in English Language Arts and Mathematics will increase by 20%.
- #2 By FY2028, discipline occurrences will decrease by 15%.

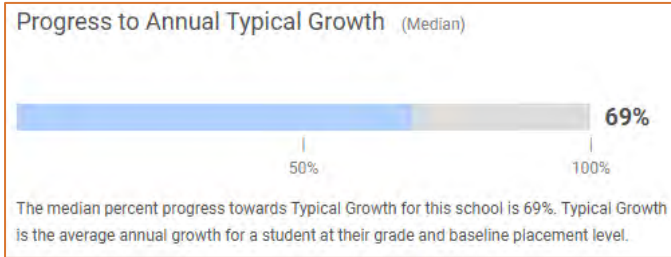


2024-2025 ANNUAL REPORT

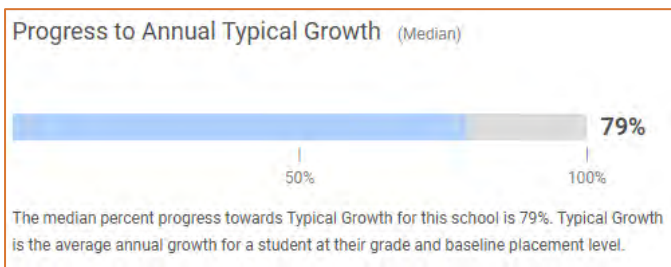


WEST PARK BILINGUAL ACADEMY

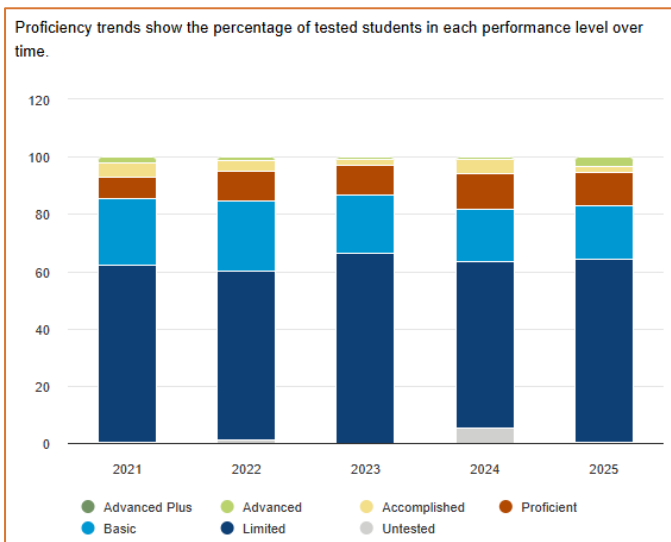
iReady Data Reading



iReady Data Mathematics



Percent Proficient at West Park Bilingual Academy



OUR HIGHLIGHTS

ACADEMICS

- West Park continues to thrive as a culturally responsive and community-centered school in Cleveland, Ohio. This year, the school proudly launched its bilingual identity to better serve its diverse student population, nearly half of whom identify as Hispanic and more than 23% as English Learners. Enrollment continued to rise, surpassing 210 students, supported by the provision of free transportation, meals, and individualized learning services.
- Academic achievement remained a top priority, with a strong emphasis on early literacy, short-cycle assessments, and bilingual instruction. The school achieved a 40.9% third-grade reading proficiency rate, maintained an 82.7% attendance rate, and received an "Average" rating in Progress on the Ohio State Report Card, indicating meaningful student growth. West Park also showed improvement in Gap Closing, reflecting success in narrowing achievement gaps among student subgroups.
- Throughout the year, West Park enhanced family engagement through events such as the "Barnyard Bash," Family Literacy Night, and STEAM Fridays. The school also hosted enriching summer camps in art and basketball, invested in staff professional development, and enhanced communication with families. With a renewed vision, a dedicated team, and clear momentum in academic and cultural growth, West Park is committed to preparing students for success in a global society."

2024-2025 ANNUAL REPORT



FINANCIAL DATA:

State Sources	2,581,399
Federal Sources	631,329
Local Sources	39,150
Total Revenue	\$3,251,877
Salary & Wages	241,979
Employee Benefits	71,825
Purchased Services	2,910,160
Supplies & Materials	721
Capital Outlay	24,352
Other Expenses	341
Total Expenses	\$3,249,377

(1) Numbers in \$M

(2) At the time of publication, 2025 fiscal year data was not available from the Ohio Auditor of State. For updated information visit: www.auditor.state.oh.us

SPONSOR STATEMENT:

A sponsor statement will not be provided or included in the school's annual report since this requirement was repealed with SB 168 that takes Effect in October.

